


FELLING TRAILERS

COMMERCIAL SEMI LINES

OTR (OVER-THE-ROAD) & HX (HIGH FLAT)



FT-70-2 HX



FT-70-2 OTR



*The **FELLING** Style*
Quality ~ Craftsmanship ~ Pride



CMS-100

Since 1974

OTR SERIES



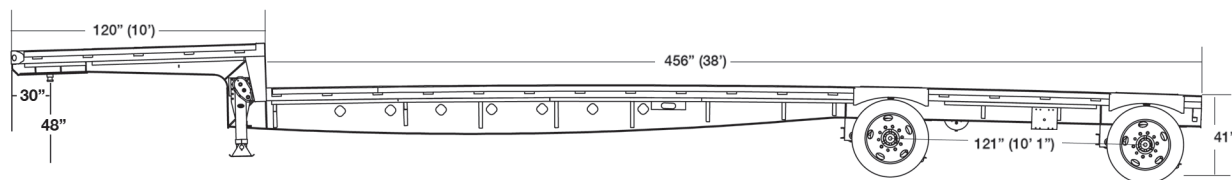
Model Shown Above - FT-70-2 OTR-L

STANDARD FEATURES:

- 6" Structural Channel Side Rails
- Pierced 4" I-Beam Crossmembers on 12" Centers
- Tread Plate Covered Wheels
- Ridewell 260 Series Suspension
- Lightweight, Streamlined Design
- Mid - Ship Turn/Marker Lights

OTR-L (Low) & OTR-H (High)

This model line is ready for the long haul; a universal cargo/equipment carrier, ready for the highway. Each trailer is configured to meet your hauling needs. With a large array of options available, there is no doubt that **WE BUILD IT YOUR WAY.**




Model Shown - FT-70-2 OTR-H

Also available in 49", 55", & 60" spread

Model	FT-70-2 OTR-L/H	FT-80-2 OTR-L/H	FT-80-3 OTR-L/H	FT-100-3 OTR-L/H
GVWR	82,500 lbs. (37,421 kg.)	92,500 lbs. (41,957 kg.)	95,000 lbs. (43,091 kg.)	116,500 lbs. (52,843 kg.)
Approx. Weight (Empty)	12,500 lbs. (5,669 kg.)	12,500 lbs. (5,669 kg.)	15,000 lbs. (6,803 kg.)	16,500 lbs. (7,484 kg.)
Load Capacity (Dist.)	70,000 lbs. (31,751 kg.)	80,000 lbs. (36,287 kg.)	80,000 lbs. (36,287 kg.)	100,000 lbs. (45,359 kg.)
Net Frame Cap. 10'	45,000 lbs. (20,411 kg.)	52,000 lbs. (23,586 kg.)	52,000 lbs. (23,586 kg.)	65,000 lbs. (29,483 kg.)
Deck Height (Loaded)	L - 35" (88.9 cm.) H - 41" (104 cm.)	L - 35" (88.9 cm.) H - 41" (104 cm.)	L - 35" (88.9 cm.) H - 41" (104 cm.)	L - 35" (88.9 cm.) H - 41" (104 cm.)
Deck Length (Main Deck)	38' (11.58 m.) 48' Overall (14.63 m.)	38' (11.58 m.) 48' Overall (14.63 m.)	38' (11.58 m.) 48' Overall (14.63 m.)	38' (11.58 m.) 48' Overall (14.63 m.)
Deck Width	102" (2.59 m.)	102" (2.59 m.)	102" (2.59 m.)	102" (2.59 m.)
Deck Material	1-1/8" Angelim Pedra/Apitong	1-1/8" Angelim Pedra/Apitong	1-1/8" Angelim Pedra/Apitong	1-1/8" Angelim Pedra/Apitong
Upper Deck	90° 10' Deck (3.04 m.)	90° 10' Deck (3.04 m.)	90° 10' Deck (3.04 m.)	90° 10' Deck (3.04 m.)
King Pin Setback/Height	18" (45.72 cm.) 48" (121 cm.)	18" (45.72 cm.) 48" (121 cm.)	18" (45.72 cm.) 48" (121 cm.)	18" (45.72 cm.) 48" (121 cm.)
Swing Clearance	84" (213 cm.)	84" (213 cm.)	84" (213 cm.)	84" (213 cm.)
Main Frame	Engineered, Cambered, Fabricated Main Beams	Engineered, Cambered, Fabricated Main Beams	Engineered, Cambered, Fabricated Main Beams	Engineered, Cambered, Fabricated Main Beams
Crossmembers	Pierced 4" Jr. I-Beam on 12" Centers	Pierced 4" Jr. I-Beam on 12" Centers	Pierced 4" Jr. I-Beam on 12" Centers	Pierced 4" Jr. I-Beam on 12" Centers
Jack	200,000 lb. Twin 2 - Speed Holland Mark V	200,000 lb. Twin 2 - Speed Holland Mark V	200,000 lb. Twin 2 - Speed Holland Mark V	200,000 lb. Twin 2 - Speed Holland Mark V
Tie Downs	Rub Rail & Stake Pockets with Double Pipe Spools	Rub Rail & Stake Pockets with Double Pipe Spools	Rub Rail & Stake Pockets with Double Pipe Spools	Rub Rail & Stake Pockets with Double Pipe Spools
Axle Capacity	(2) 25K Meritor Oil Bath	(2) 25K Meritor Oil Bath	(3) 25K Meritor Oil Bath	(3) 25K Meritor Oil Bath
Suspension	49" Spread Air Ride, Ridewell 260 with Manual Dump Valve	49" Spread Air Ride, Ridewell 260 with Manual Dump Valve	49" Spread Air Ride, Ridewell 260 with Manual Dump Valve	49" Spread Air Ride, Ridewell 260 with Manual Dump Valve
Brakes	Air, ABS 2S/1M	Air, ABS 2S/1M	Air, ABS 2S/1M	Air, ABS 2S/1M
Tires/Wheels	L - (8) 235/75R 17.5 H, 8 Bolt Hub Pilot H - (8) 255/70R 22.5 H, 10 Bolt Hub Pilot	L - (8) 235/75R 17.5 H, 8 Bolt Hub Pilot H - (8) 255/70R 22.5 H, 10 Bolt Hub Pilot	L - (12) 235/75R 17.5 H, 8 Bolt Hub Pilot H - (12) 255/70R 22.5 H, 10 Bolt Hub Pilot	L - (12) 235/75R 17.5 H, 8 Bolt Hub Pilot H - (12) 255/70R 22.5 H, 10 Bolt Hub Pilot
Electrical DOT/SAE Approved	LED Sealed Beam Lights, Sealed Wiring Harness	LED Sealed Beam Lights, Sealed Wiring Harness	LED Sealed Beam Lights, Sealed Wiring Harness	LED Sealed Beam Lights, Sealed Wiring Harness
Paint - 3 Year Warranty	Completed trailer is fully grit-blasted for superior paint adhesion, primed with 2-coats of a rust prohibitive primer, and then painted with 3-coats of high gloss urethane topcoat, electrostatically applied.			

Measurements are approximate • Some models may be shown with optional equipment • All specifications are subject to change.



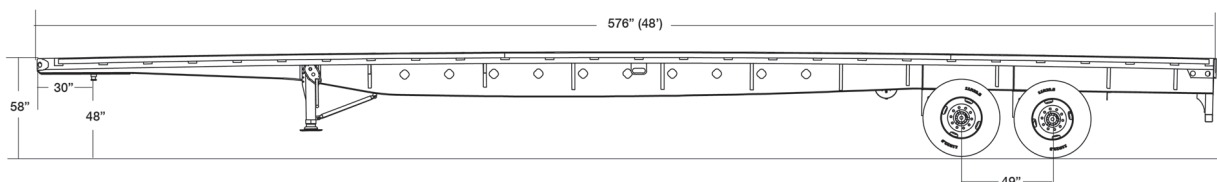
HX SERIES



Model Shown Above - FT-80-3 HX

High Flat (HX)

This model line starts as a basic level floor flat trailer, with the large array of options available, can be configured to meet your hauling needs. **WE BUILD IT YOUR WAY.**



Model Shown - FT-70-2 HX

Also available in 55", 60" & 121" spread

Model	FT-70-2 HX	FT-80-2 HX	FT-80-3 HX	FT-100-3 HX
GVWR	82,500 lbs. (37,421 kg.)	92,500 lbs. (41,957 kg.)	94,250 lbs. (42,751 kg.)	114,700 lbs. (52,027 kg.)
Approx. Weight (Empty)	12,500 lbs. (5,669 kg.)	12,800 lbs. (5,805 kg.)	14,250 lbs. (6,463 kg.)	14,700 lbs. (6,667 kg.)
Load Capacity (Dist.)	70,000 lbs. (31,751 kg.)	79,700 lbs. (36,151 kg.)	80,000 lbs. (36,287 kg.)	100,000 lbs. (45,359 kg.)
Net Frame Cap. 10'	45,000 lbs. (20,411 kg.)	52,000 lbs. (23,586 kg.)	52,000 lbs. (23,586 kg.)	65,000 lbs. (27,215 kg.)
Deck Height (Loaded)	58" (147.3 cm.)	58" (147.3 cm.)	58" (147.3 cm.)	58" (147.3 cm.)
Deck Length	48' (14.63 m.)	48' (14.63 m.)	48' (14.63 m.)	48' (14.63 m.)
Deck Width	102" (2.59 m.)	102" (2.59 m.)	102" (2.59 m.)	102" (2.59 m.)
Deck Material	1-1/8" Angelim Pedra/Apitong	1-1/8" Angelim Pedra/Apitong	1-1/8" Angelim Pedra/Apitong	1-1/8" Angelim Pedra/Apitong
King Pin Setback/Height	30" (76.2 cm.) 48" (121 cm.)	30" (76.2 cm.) 48" (121 cm.)	30" (76.2 cm.) 48" (121 cm.)	30" (76.2 cm.) 48" (121 cm.)
Main Frame	Engineered, Cambered, Fabricated Main Beams	Engineered, Cambered, Fabricated Main Beams	Engineered, Cambered, Fabricated Main Beams	Engineered, Cambered, Fabricated Main Beams
Crossmembers	Pierced 4" Jr. I-Beam on 12" Centers	Pierced 4" Jr. I-Beam on 12" Centers	Pierced 4" Jr. I-Beam on 12" Centers	Pierced 4" Jr. I-Beam on 12" Centers
Jack	200,000 lb. Twin 2 - Speed Holland Mark V	200,000 lb. Twin 2 - Speed Holland Mark V	200,000 lb. Twin 2 - Speed Holland Mark V	200,000 lb. Twin 2 - Speed Holland Mark V
Tie Downs	Rub Rail & Stake Pockets with Double Pipe Spools	Rub Rail & Stake Pockets with Double Pipe Spools	Rub Rail & Stake Pockets with Double Pipe Spools	Rub Rail & Stake Pockets with Double Pipe Spools
Axle Capacity	(2) 25K Meritor Oil Bath	(2) 25K Meritor Oil Bath	(3) 25K Meritor Oil Bath	(3) 25K Meritor Oil Bath
Suspension	49" Spread Air Ride w/Dump Valve, Ridewell 260 Series Suspension	49" Spread Air Ride w/Dump Valve, Ridewell 260 Series Suspension	49" Spread Air Ride w/Dump Valve, Ridewell 260 Series Suspension	49" Spread Air Ride w/Dump Valve, Ridewell 260 Series Suspension
Brakes	Air, ABS 2S/1M	Air, ABS 2S/1M	Air, ABS 2S/1M	Air, ABS 2S/1M
Tires/Wheels	(8) 11R/22.5 H, 10 Bolt Hub Pilot	(8) 11R/22.5 H, 10 Bolt Hub Pilot	(12) 11R/22.5 H, 10 Bolt Hub Pilot	(12) 11R/22.5 H, 10 Bolt Hub Pilot
Electrical DOT/SAE Approved	LED Sealed Beam Lights, Sealed Wiring Harness	LED Sealed Beam Lights, Sealed Wiring Harness	LED Sealed Beam Lights, Sealed Wiring Harness	LED Sealed Beam Lights, Sealed Wiring Harness
Paint - 3 Year Warranty	Completed trailer is fully grit-blasted for superior paint adhesion, primed with 2-coats of a rust prohibitive primer, and then painted with 3-coats of high gloss urethane topcoat, electrostatically applied.			

STANDARD FEATURES:

- 84" Swing Clearance
- 48" King Pin Height
- 30" King Pin Setback
- 6" Structural Channel Side Rails
- 4" I-Beam Crossmembers on 12" Centers
- Ridewell 260 Series Suspension
- Mid - Ship Turn/Marker Lights



BUILT YOUR WAY.



TSA - Tilt Slide Axle

Payload capacities ranging from 70,000 lbs. to 100,000 lbs. For detailed information, please see the TSA brochure TSA-100.



FT-80-3 TSA



Perimeter Frame - Hydraulic Tail

Payload capacities ranging from 70,000 lbs. to 100,000 lbs. For detailed information, please see the Perimeter Frame Hydraulic Tail brochure HT-102.



FT-70-2 PH-HT



Hydraulic Detachable Gooseneck

"The Industry's Most User-Friendly Detach"

Payload capacities ranging from 70,000 lbs. to 120,000 lbs. For detailed information, please see the X-Force brochure XF-101.



XF-100-3 HDG w/ AG Package



XF-HD-120-3 HDG w/ XF-Jeep 80-3 & XF-Stinger

To learn more about us, have us mail you a specific full color brochure, or locate our nearest Felling Dealer, go to www.felling.com or give us a call at **1-800-245-2809**.

Your **FELLING TRAILERS** Dealer:

Join Us Online



FELLING TRAILERS



Manufactured & Distributed by: **Felling Trailers, Inc.**
1525 Main St. S. • Sauk Centre, MN 56378
(320) 352-5239 • (320) 352-5230 FAX

Visit us online at www.felling.com

E-mail us at: trailers@felling.com

Call 1-800-245-2809 for your nearest dealer.

©2014 Felling Trailers, Inc. Form No. CMS-100 8/14 Printed in U.S.A.