

FELLING TRAILERS

FULL LINE TRAILER GUIDE

When It Comes To Your Equipment Hauling Needs - It's All In The Details.



XF-120-4 HDG
53683EDS



FT-24 I DRILL PKG.
58086BOO



FT-14-2 R
34549



FT-50-3 LP (Low Profile)
53739LAE



FL-104

The **FELLING** Style
Quality ~ Craftsmanship ~ Pride

Since 1974



Join Us Online



CONSTRUCTION - DROP DECK MODELS

RAMP MODELS

2K - 24K Capacities



FT-12 I - I Series
(Option: Toolbox)
54573EDS

I SERIES

- Cold Formed I-beam Main Frame and Jr. I-beam Crossmembers (*single frame design*)

E SERIES

- Structural Channel Frame and Jr. I-beams Crossmembers (*stacked frame design*)



FT-12 P - Pan Series
(Option: Toolbox)
48041LAE

PAN SERIES

- Structural Channel Tongue, Fabricated Steel Pan Sides and Jr. I-beam Crossmembers

L SERIES

- Angle Iron Frame and Jr. I-beam Crossmembers

LIGHT UTILITY

- Available with 3", 14", 24", 30" Sides or 4" Channel with No Lip

TILT MODELS

2K - 16K Capacities



FT-14 T - Pan Tilt Series
49323GKK



FT-14 IT-I Series
46928RAM

IT-I TILT SERIES

- Cold Formed I-beam Main Frame & Jr. I-beam Crossmembers (*single frame design*)
- Approximate Load Angle: 12° to 15°

IT-E TILT SERIES

- Structural Channel Frame & Jr. I-beams Crossmembers (*stacked frame design*)
- Approximate Load Angle: 12° to 15°

PAN TILT SERIES (SINGLE OR TANDEM AXLE)

- Structural Channel Tongue, Fabricated Steel Pan Sides, Jr. I-beam/Channel Crossmembers
- Approximate Load Angle: 7° to 13°

HYDRAULIC DUMP MODELS

5K - 30K Capacities



FT-6 DT (Option: Galvanized)
66119EDS

DT SERIES (SINGLE OR TANDEM AXLE)

- 20" High Sides w/Stake Pockets & D-rings
- Single Hydraulic Cylinder



FT-14 DT HD
37668LAE

DT-HD (HEAVY DUTY) SERIES

- 20" High Sides w/Stake Pockets & D-rings
- Heavy Duty Scissor Hoist
- 5' 5" Slide-out Ramps w/Storage Under Deck

DT-DO (DECK-OVER) SERIES

- 20" High Sides w/Stake Pockets & D-rings
- Contractor/Construction Body
- Heavy Duty Scissor Hoist
- Built to Customer's Specifications

Some models may be shown with optional equipment.

CONSTRUCTION - DECK-OVER MODELS

STACKED FRAME

6K - 60K Capacities

- FT-10-2: 8" Structural I-Beam
- FT-12-2 to FT-16-2:
10" Structural Channel
- FT-18-2 to FT-60-4: 10" H-Beam
- Crossmembers: 4" Stacked Jr.
I-Beam, 18" - 22" on Center



FT-24-2 GN (Option: Gooseneck)
37919

LOW PROFILE PIERCED FRAME

20K - 60K Capacities

- FT-20-2 LP to FT-50-3 LP: 14" Cambered, Engineered / Fabricated Beam
- FT-60-3 LP & FT-60-4 LP: 17" Cambered, Engineered / Fabricated Beam
- Crossmembers: 4" Pierced Jr. I-Beam 16" on Centers
- Lower Loaded Deck Height



FT-40-2 LP (Option: Air Ramps & Hyd. Jacks)
55545LAE

HYDRAULIC TILT MODELS

14K - 50K Capacities

- FT-14-2 T - 10" Structural Channel
- FT-16-2 T to FT-20-2 T - 10" Structural Channel
- FT-24-2 T to FT-40-2 T - 10" H-beam & 12" Channel
- FT-50-3 T - 14" H-beam & 12" Channel
- Crossmembers - 4" Jr. I-beam, 20" to 18" on Center
- Approximate Load Angle: 12° (based on 24' deck length)



FT-24-2 T (Option: Stationary Platform)
40371

AIR TILT MODELS

20K - 50K Capacities

- 14" Cambered, Engineered / Fabricated Beam, 7" Channel Side Rails
- Crossmembers - 4" Pierced Jr. I-beam, 16" on Center
- Load Capacities: 20,000 lbs. to 50,000 lbs.
- Loaded Deck Heights: 33"
- Approximate Load Angle:
7° (with optional ramps)




**FT-40-2 TA (Option: Twin 2-speed
Jacks & Quad Air Bags)**
46809NTU



Some models may be shown with optional equipment.

CONSTRUCTION - SEMI MODELS



20° Neck



30° Neck



45° Neck



90° Neck



FT-70-2 MX-L
51248LAE

MX SERIES **H (High) & L (Low)** **25 - 50 Ton Capacities**

- Engineered, Cambered, Fabricated Main Beams, 8" Structural Channel Side Rails, Tread Plate Covered Wheels
- Crossmembers: 6" Jr. I-beam, on 16" Center
- Self-Cleaning 5' Angle Iron Beavertail & 5' Ramps

NN - NARROW NECK H (High) & L (Low) **35 - 50 Ton Capacities**

- Engineered, Cambered, Fabricated Main Beams, 10" Structural Channel Side Rails
- Crossmembers: 6" I-beam, on 16" Center, Open Wheel Wells
- Beavertail: 3' Self-Cleaning Angle Iron
- Ramps: 24" x 72" Stand-up Self Cleaning w/ Spring Assist



FT-70-2 NN-L
(Options: Yellow Paint, Wood Inlaid Beavertail and Ramps)
32322BOO



FT-50-2 RGT-L
(Option: Red Paint)
50295RAM

RGT - RIGID NECK TILT **25 - 50 Ton Capacities**

- Manufactured Main Frame Beam
- 12" Channel Tilt Deck Frame
- Greasable Deck Pivot Points
- Crossmembers: 4" I-beam, 18" Center
- Loaded Deck Heights: 36"

COMMERCIAL - SEMI MODELS

PERIMETER FRAME - HYDRAULIC TAIL **PH-HT (High) & PL-HT (Low) 35 - 50 Ton Capacities**

- Engineered, Cambered, Fabricated Main Frame Beam
- Crossmembers: 8" Jr. I-beam, 12" Center
- Loaded Deck Heights: 35" (*41")



FT-100-3 PH-HT (Options: Winch Mounted in Neck, Stabilizer Jacks, & Custom Paint)
44746NTU

Some models may be shown with optional equipment.

COMMERCIAL - SEMI MODELS

OTR - OVER-THE-ROAD

H (High) & L (Low)
35 - 50 Ton Capacities



FT-70-2 OTR-L
56241LAE

- Engineered, Cambered, Fabricated Main Beams, 6" Structural Channel Side Rails, Tread Plate Covered Wheels
- Crossmembers: 4" Jr. I-beam, on 12" Center
- Rub Rail & Stake Pockets with Double Pipe Spools

HX HIGH FLAT 35 - 50 Ton Capacities

- Engineered, Cambered, Fabricated Main Beams, 6" Structural Channel Side Rails
- Crossmembers: 4" Jr. I-beam, on 12" Center
- Rub Rail & Stake Pockets with Double Pipe Spools



FT-80-3 HX
44053NTU

X-FORCE HDG 35 - 60 Ton Capacities

- Engineered, Cambered, Fabricated 16", Low 13" Main Frame & Side Rails, T-1 Flanges
- Crossmembers: 10" I-beam, on 24" Centers, Low - 8" I-Beam, on 24" Centers
- Loaded Deck Heights: 24", 8" Clearance, Low - 19.5", 6" Clearance



XF-110-3 HDG
41774GKK

X-FORCE AG HDG 35 - 50 Ton Capacities

- Aluminum Pull-Out Outriggers
- Wheel Covers / Full Length Flat Top Modular (Bolt-on) 20K Load Bearing



XF-AG-110-3 HDG
39469NTU

X-FORCE HD HDG 55 - 60 Ton Capacities

- (2) 10" Lift Cylinders
- 4 - Position Ride Height Cam Blocks

HDG Accessories Available: XF-Flip 20-1, ST Single Spreader, ST Fixed Single Booster, XF-Jeep 60-1 & XF-Jeep 80-2



XF-HD-120-3 HDG with XF-80-3 Jeep (Option: Viper Red Paint)
39123NTU

TSA TILT SLIDE AXLE

35 - 50 Ton Capacities


- Engineered, Cambered, Fabricated 1/4" x 14" Main Frame Beam
- Crossmembers: Pierced 4" Jr. I-beam, 9" Center
- Loaded Deck Heights: 39.5"
- Hyd. Power Up / Down & Slide Axle System
- Hyd. Tilt Main Deck - Up To 15° tilting angle
- (6) 5" Rollers, (2) V-rollers and Pad Hydraulic Sliding Axle System



FT-80-3 TSA 38240
(Options: 20,000 lb. Hydraulic Winch & Wireless Remote For Winch)



PUBLIC UTILITY - MODELS



FT-8 R (Option: Omaha Orange Paint)
50570EDS

UTILITY CABLE REEL SERIES

2K - 14K Capacities

- Reel Capacity: Up to 120"
- Electric / Hydraulic Power Up & Down with Lockable Enclosure
- Multi-Reel Configurations Available
- Built to Customer's Specifications

UTILITY PIPE COIL SERIES

2K & 6K Capacities

- Built to Customer's Specifications



FT-3 C Coil
(Option: Galvanized)
63329NTU



FT-12-1 PT
52154LAE

UTILITY POLE SERIES

4K - 24K Capacities

- 22' to 33' Telescoping Pole
- (2) Ratchet w/ Straps and Ratchet Bar
- (2) Rear Bolsters w/ (4) Sliding Stanchions
- Built to Customer's Specifications

UTILITY POLE/CARGO SERIES

12K - 16K Capacities

- 10' Deck Length with Tread Plate Fenders
- 22' to 33' Telescoping Pole
- (2) Ratchets w/ Straps and Ratchet Bar
- (2) Rear Bolsters w/ (4) Sliding Stanchions
- Built to Customer's Specifications



FT-14-2 PT-C 41775B00
(Option: Cosmic Blue Paint, Front Bolster, Spare Wheel & Tire)

CL COMPACT LOADER SERIES

5K - 12K Capacities

- 14" Solid Pan Sides
- Trencher Holder, Fork Attachment Holder, (3) Auger Mounts, Leveler Attachment Mount



FT-6 CL
48532LAE




FT-10 CL
54887LAE

Some models may be shown with optional equipment.

OEM - CUSTOM SOLUTIONS

From single prototypes to multi-trailer production runs, Felling has the manpower and resources to take you from the drafting room to the finished trailer.



GENERATOR / COMPRESSOR SERIES

2K to 60K Capacities

- Built to Customer's Specifications



FT-14 GEN
(Option: Fuel Tank)
33067

TENDER / FRAME SERIES

14K to 100K Capacities

- Built to Customer's Specifications



FT-75 TT
(Option: Viper Red Paint)
38350



FT-20 TS Telescoping Sides
30862

SPRAYER / CHOPPER SERIES

16K to 40K Capacities

- Wide Track
- Telescoping Sides
- Narrow Track
- Built to Customer's Specifications

CUSTOM SOLUTIONS - BUILT YOUR WAY



FT-50-3 LP GN (Low Profile) 39151
- Built to Customer's Specifications



FT-10 T Scale Trailer (Pan Tilt) 35851
- Built to Customer's Specifications



FT-16 I Gooseneck - Flare Trailer 47804LAE
- Built to Customer's Specifications

Some models may be shown with optional equipment.

The **FELLING** Style Quality - Craftsmanship - Pride

FELLING Trailers, Inc. has grown from a small shop in 1974 to a factory and office complex that today covers over 250,000 square feet. **FELLING** Trailers currently manufactures over 4,000 trailers a year and its standard trailer line includes over 220 models. **FELLING** Trailers' current capabilities allows them to provide a high quality product that is distributed across North America and internationally. Even though the company has grown, we hold a strong commitment to quality, craftsmanship and customer satisfaction. We put our reputation on the line with every **FELLING** Trailer that is manufactured and we stand behind each trailer with our 5-year structural warranty and a 3-year paint warranty. That's our style and that's why so many people throughout North America and internationally have made the **FELLING** Style their own.



To learn more about us, have us mail you a specific full color brochure, or locate our nearest Felling Dealer, go to www.felling.com or give us a call at 1-800-245-2809

Your **FELLING TRAILERS** Dealer:

FELLING **TRAILERS**

Manufactured & Distributed by: **Felling Trailers, Inc.**
1525 Main St. S. • Sauk Centre, MN 56378
(320) 352-5239 • (320) 352-5230 FAX

Visit us online at www.felling.com

E-mail us at: trailers@felling.com

Call 1-800-245-2809 for your nearest dealer.

Join Us Online

